

# Ecohydrologic controls on net ecosystem exchange of carbon in a wetland-rich forested landscape

D. Scott Mackay<sup>1</sup>    Ankur R. Desai<sup>2</sup>  
Benjamin N. Sulman<sup>2</sup>    David E. Roberts<sup>1</sup>

<sup>1</sup>Department of Geography, SUNY at Buffalo

<sup>2</sup>Department of Atmospheric and Oceanic Sciences, UW-Madison

Contact: [dsmackay@buffalo.edu](mailto:dsmackay@buffalo.edu)



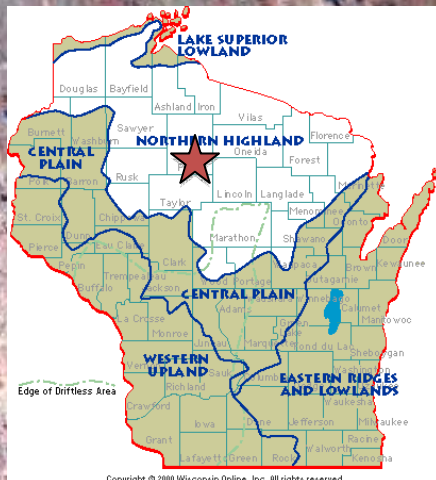
# Introduction

Wetlands represent up to a third of the global soil carbon

In the Northern Highlands region of Wisconsin wetlands store over half the carbon pool



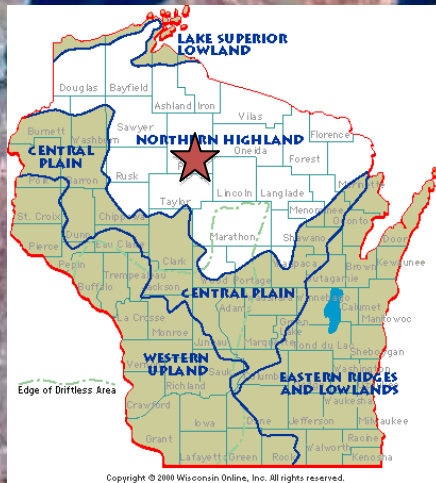
Chequamegon National Forest and surrounding State forest



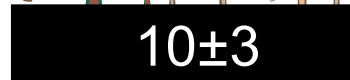

Copyright © 2000 Wisconsin Online, Inc. All rights reserved.



# Introduction



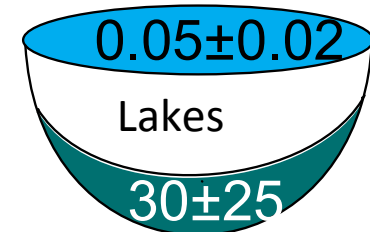
Lost Creek  
AmeriFlux site



Upland Forests



Wetlands



Stores and Fluxes  
(kg-C m<sup>-2</sup>)

Source: Ishi Buffam  
UW-Madison



# Problem

Projected climate change effects include:

- Higher temperatures and increased precipitation
- Net drying due to increased evapotranspiration

Lowering water table increased CO<sub>2</sub> emission or changed wetlands from carbon sinks to sources

(e.g., Silvola et al. 1996, Alm et al. 1999, Bubier et al. 2003)

No correlation between water table and long-term CO<sub>2</sub> emission

(e.g., Updegraff et al. 2001, Lafleur et al. 2005, Sulman et al. 2009)



# Questions

How do changes in water table height affect long- and short-term wetland evapotranspiration ( $E_T$ ) and net ecosystem exchange of carbon ( $N_{EE}$ ) at Lost Creek?

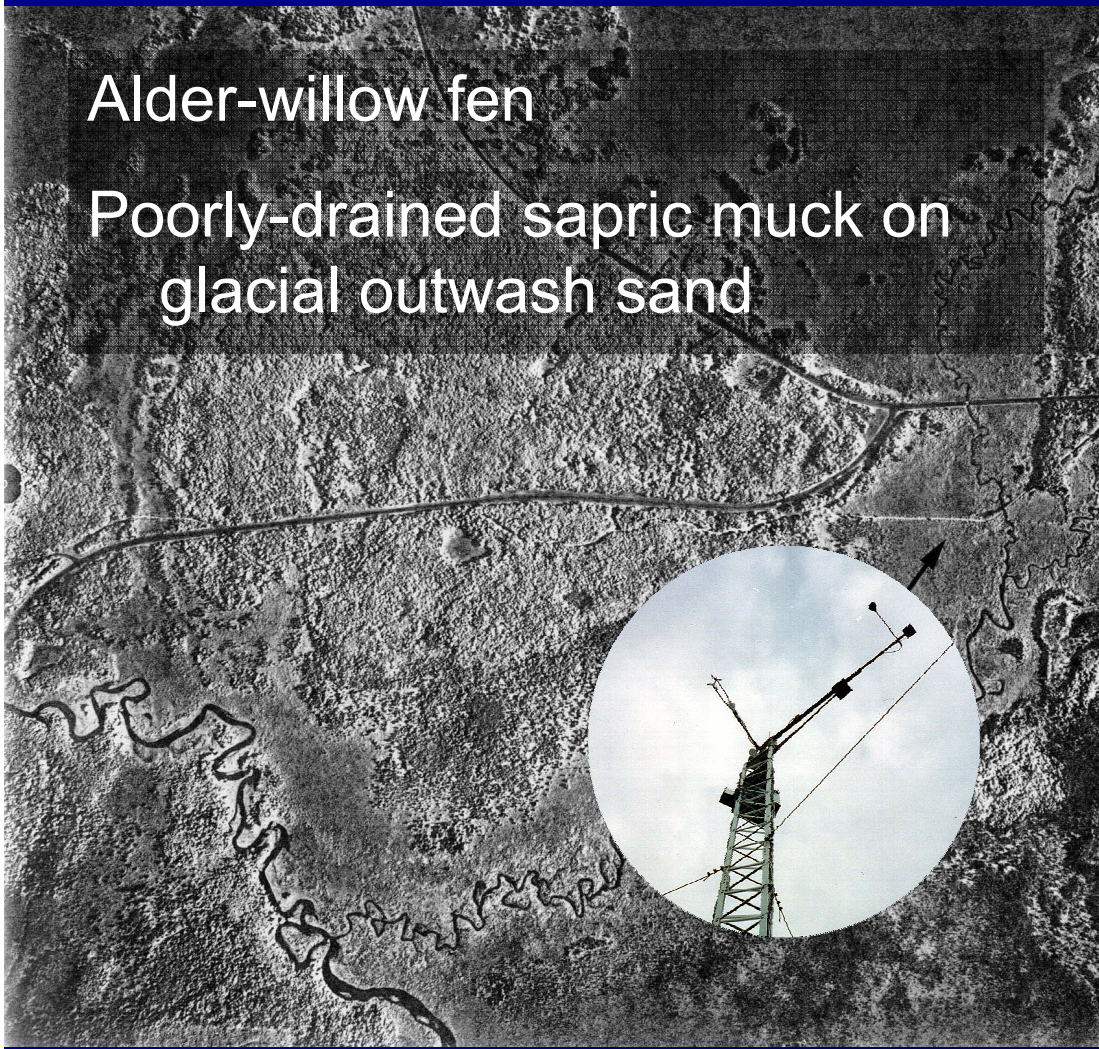
Is lateral subsurface flow here an important process for modeling wetland  $E_T$  and  $N_{EE}$ ?



# Lost Creek

Alder-willow fen

Poorly-drained sapric muck on  
glacial outwash sand



Wisconsin Online  
<http://www.wisconsin.com/wisconsin/geoprovinces/northernhighland.html>



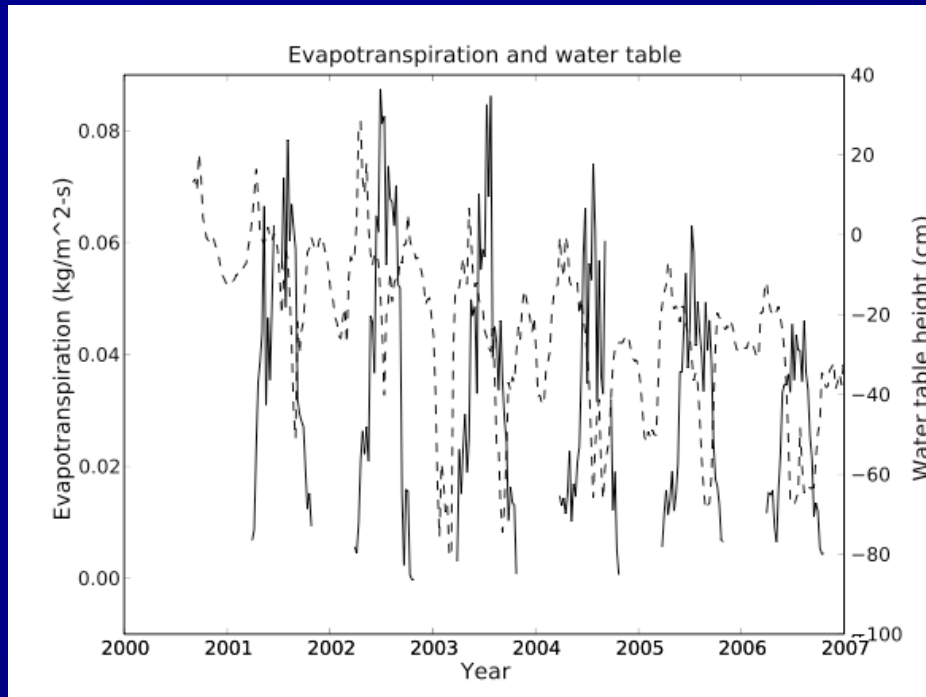
D.S. Mackay

Forests and Water in a Changing Environment

9/15/2009



# Water table and flux responses

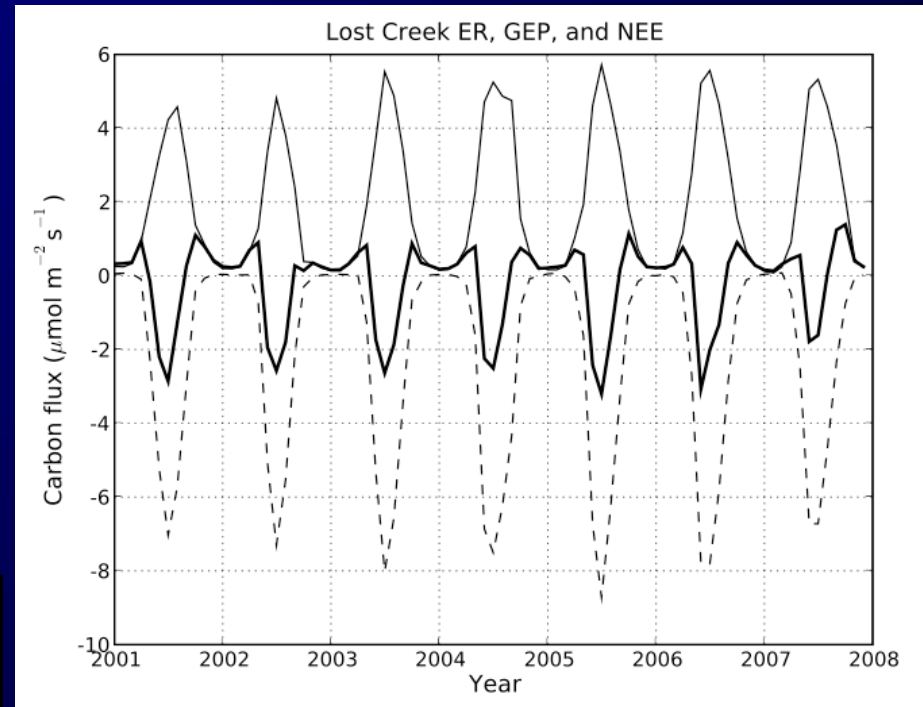


$E_T$  declined along with water table

--- Water table  
— ET

Gross ecosystem production and ecosystem respiration increased as water table declined

— ER  
--- GEP  
— NEE



Sulman et al., *Biogeosciences*, 2009  
Mackay et al., *WRR*, 2007



# Biogeochemical responses to changing water levels

## At high soil moisture levels

- Partial stomatal closure
- Reduced leaf nitrogen
- Reduced heterotrophic respiration

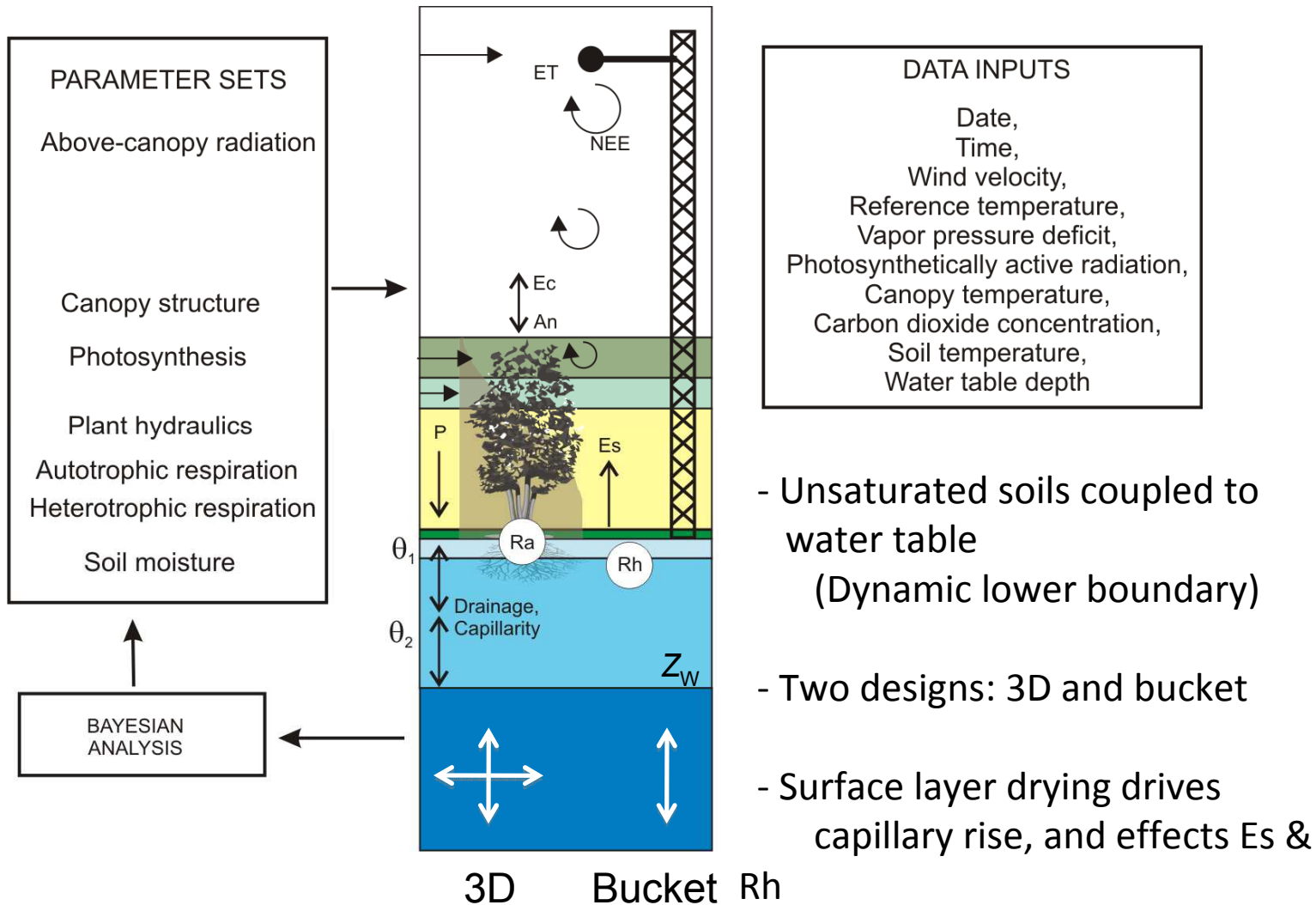
## At low soil moisture levels

- Stomatal closure
- Reduced root carbon transport
- Reduced heterotrophic respiration





# Simulation model: Design

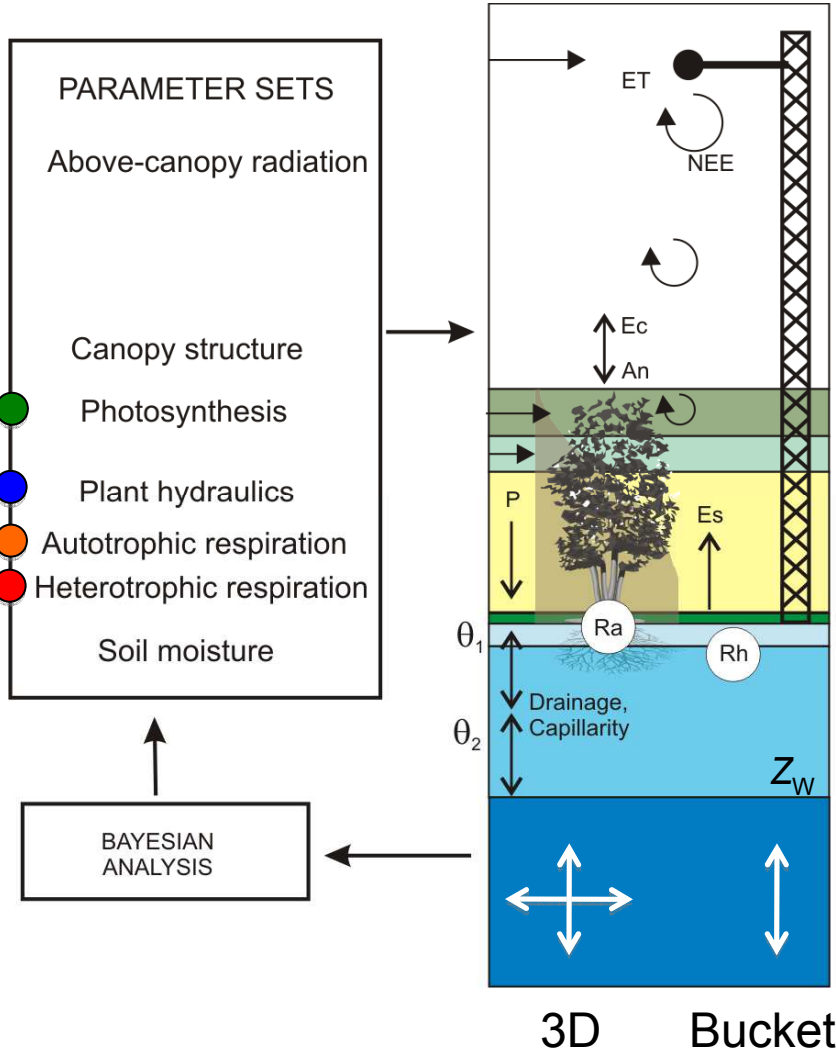


- Unsaturated soils coupled to water table  
(Dynamic lower boundary)
- Two designs: 3D and bucket
- Surface layer drying drives capillary rise, and effects  $E_s$  &

TREES (Terrestrial Regional Ecosystem Exchange Simulator)  
(Mackay et al. 2003; Samanta et al., 2007, 2008;  
Ewers et al. 2008; Loranty et al. 2008)




# Simulation model: Parameterization



- DATA INPUTS**
- Date,
  - Time,
  - Wind velocity,
  - Reference temperature,
  - Vapor pressure deficit,
  - Photosynthetically active radiation,
  - Canopy temperature,
  - Carbon dioxide concentration,
  - Soil temperature,
  - Water table depth

- Soil hydraulic characteristics held constant

- $N_{rubisco}$
- $G_{Sref}$
- Root carbon fraction
- $Q10 R_{het-fast}$



# Bayesian analysis: Combined carbon-water error model

$$p(\beta, \sigma_C^2 | C) \propto \sigma_C^{-(n+2)} \prod_{i=1}^n \exp \left\{ -\frac{1}{2\sigma_C^2} \left[ C_i - C_{NEE}(x_i, \beta) \right]^2 \right\}$$

X

$$p(\beta, \sigma_E^2 | E) \propto \sigma_E^{-(n+2)} \prod_{i=1}^n \exp \left\{ -\frac{1}{2\sigma_E^2} \left[ E_i - E_T(x_i, \beta) \right]^2 \right\}$$

$N_{EE}$  terms  
scaled to  
 $E_T$  terms

Sampling done using Metropolis-Hastings  
(Metropolis, 1953; Hastings, 1970)



# Bayesian analysis: Measure of model relative acceptability

$$p_D = \overline{D(\theta)} - D(\bar{\theta})$$

Effective number of parameters

$$DIC = \overline{D(\theta)} + p_D$$

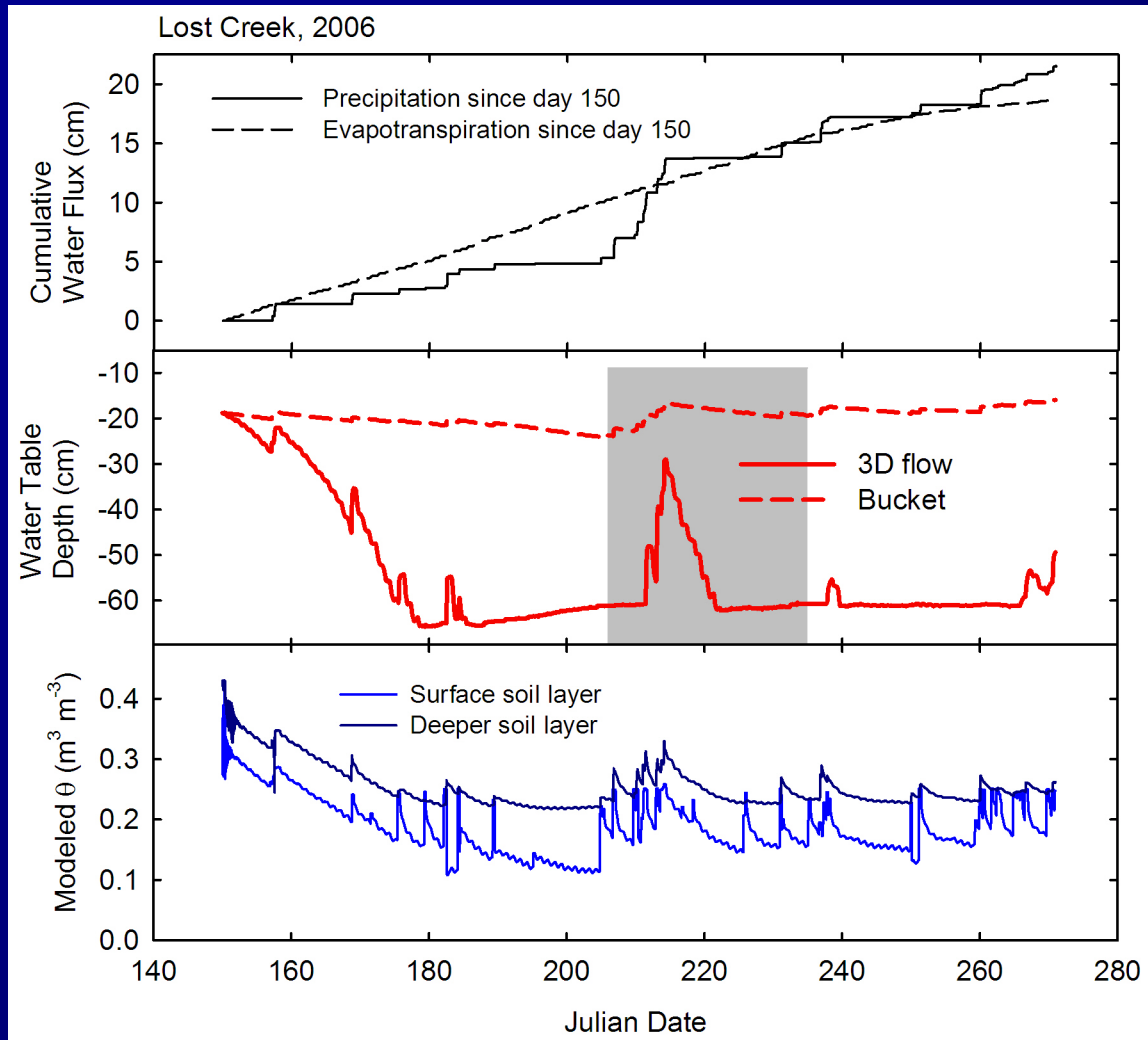
Deviance information criterion  
(relative measure of model acceptability)

$$D(\theta) = -2 \log [p(Y|\theta)] + 2 \log [f(Y)] = -2 \log [p(Y|\theta)]$$

Spiegelhalter et al. (2002), Samanta et al. (2008)



# Groundwater- surface water coupling



June-September  
precipitation and  
evapotranspiration

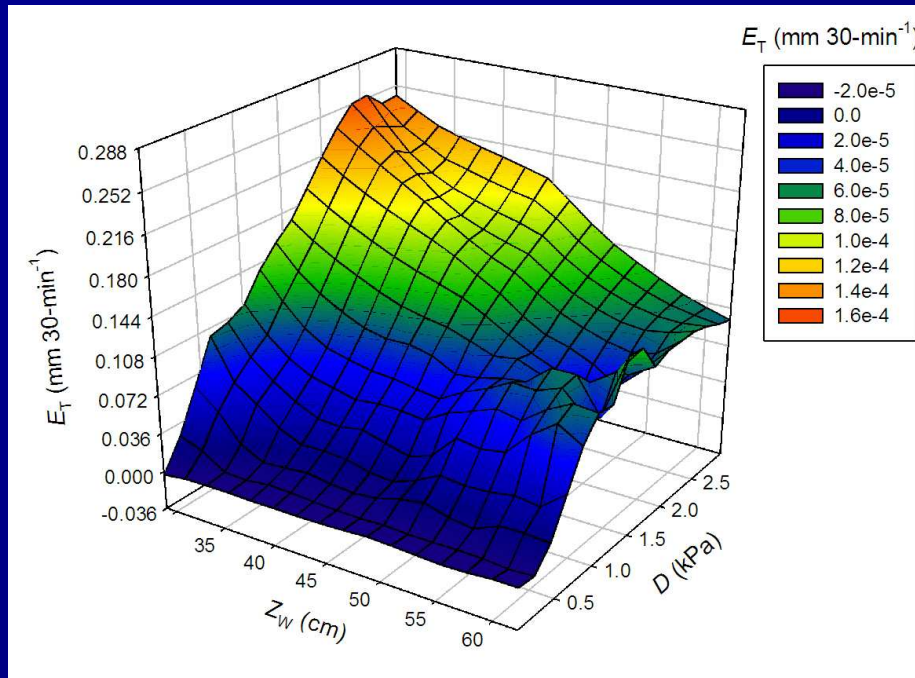
1D budget  $\rightarrow$   
- timing YES  
- amplitude NO

July 14 to August 13, 2006



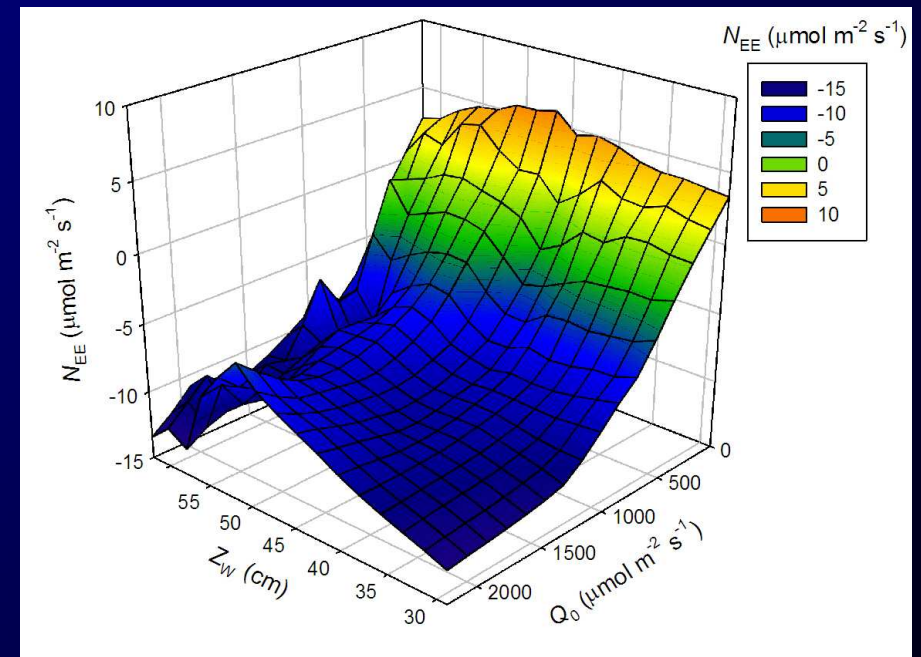
# Short-term flux responses to drivers

July 14 to August 13, 2006

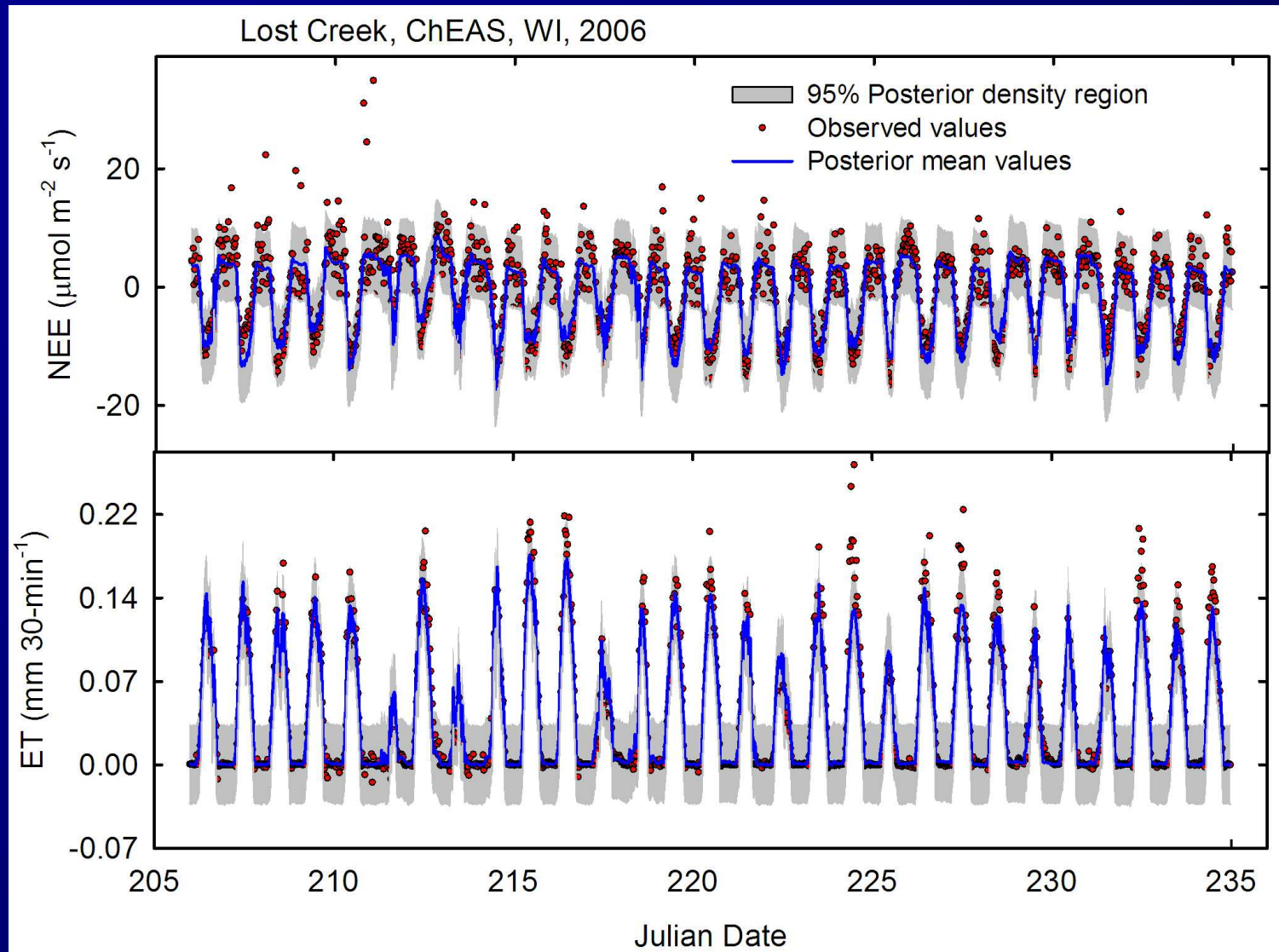


$E_T$  is sensitive to water table height

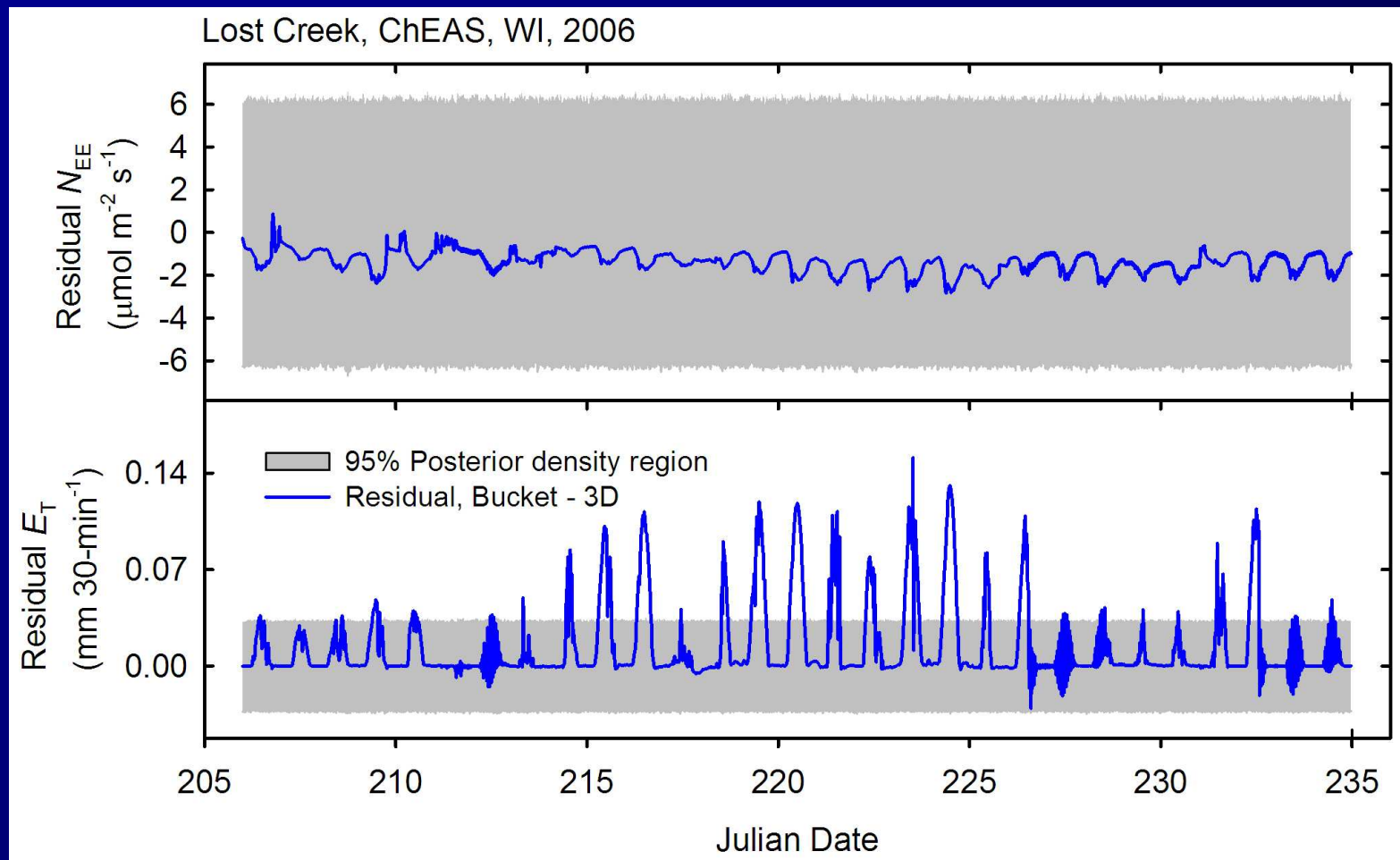
$N_{EE}$  shows a weaker C “sink” as water table drops



# Simulation over the posterior parameter distributions

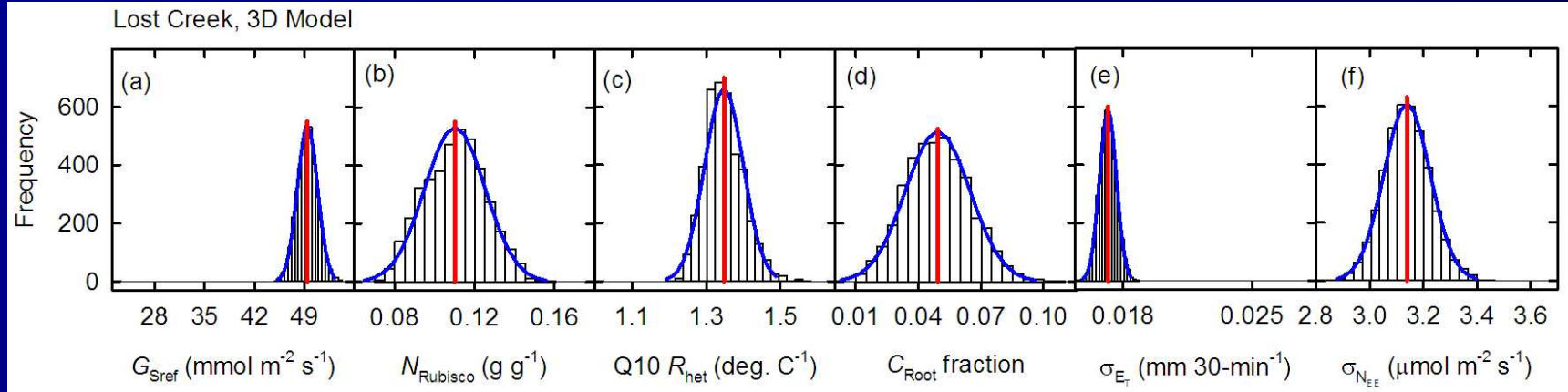


## Neglecting lateral flow changes $N_{EE}$ and $E_T$



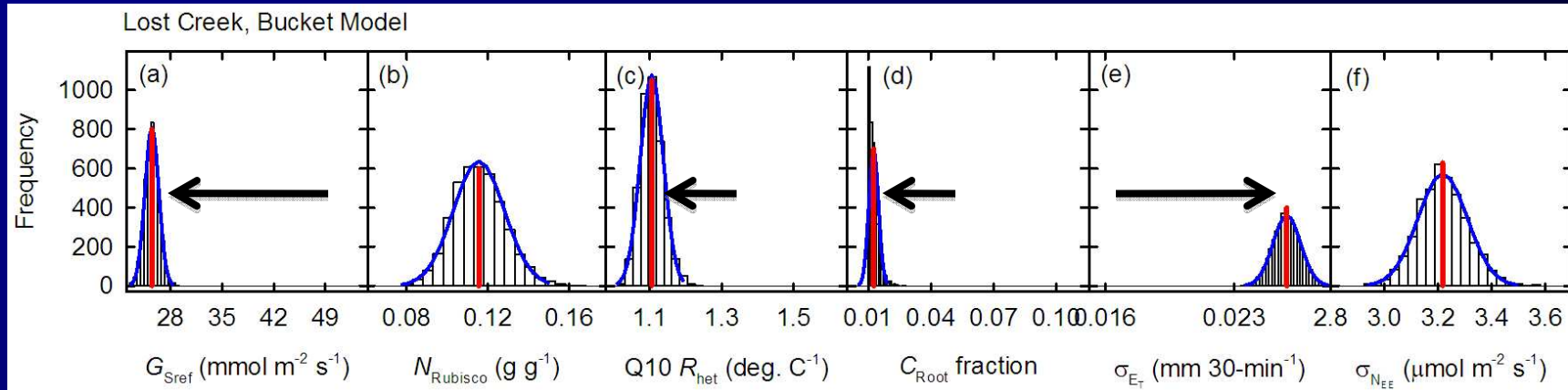


# Model structure diagnosis: Posterior parameter distributions



$p_D = 5.7$

DIC = -28208.7

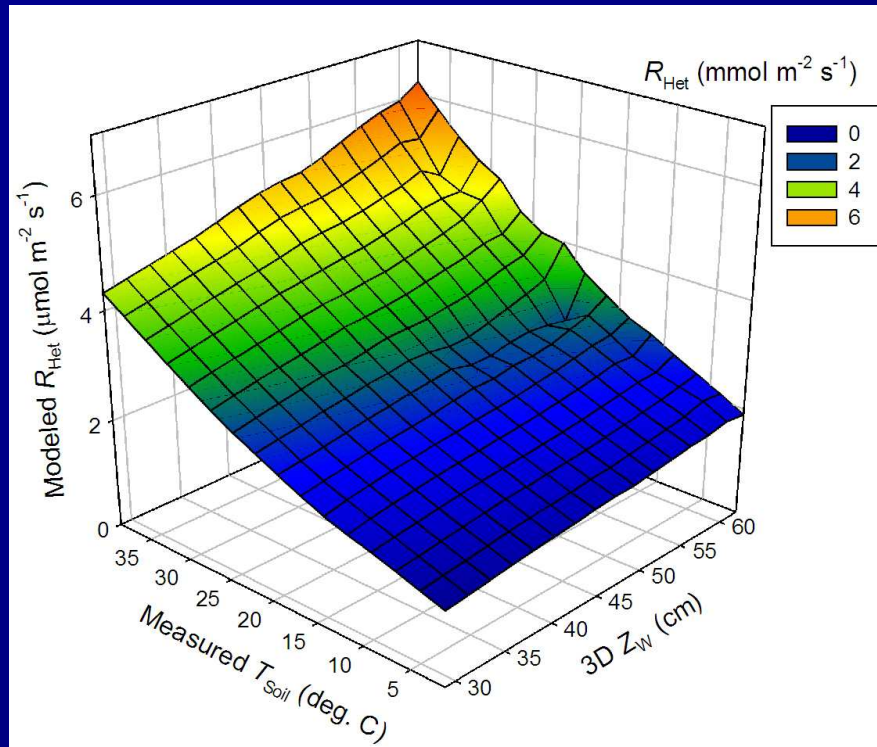


$p_D = 5.1$

DIC = -27599.0

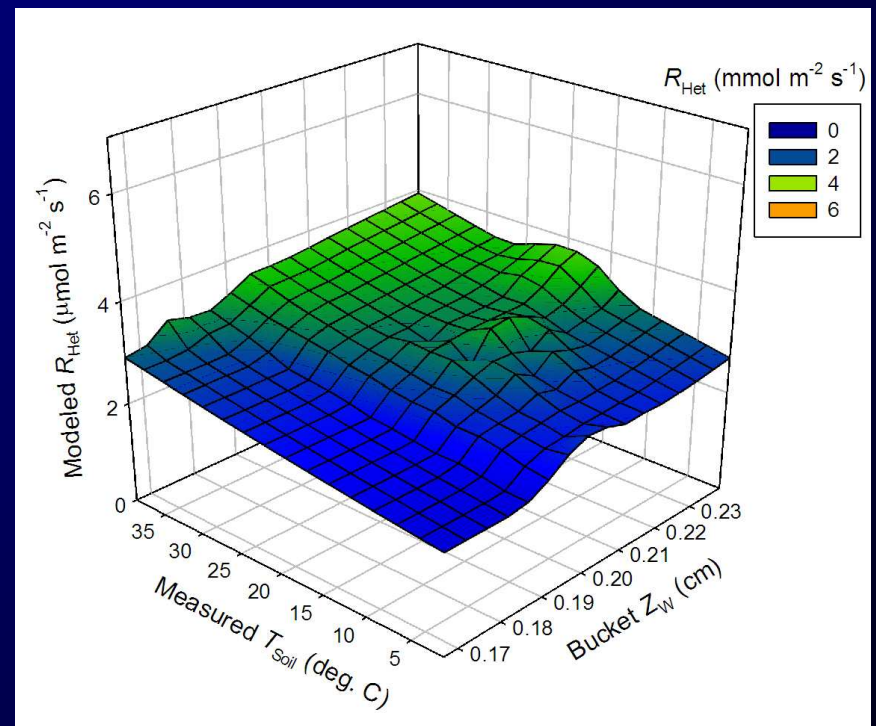


# Model structure diagnosis: Effects on heterotrophic respiration

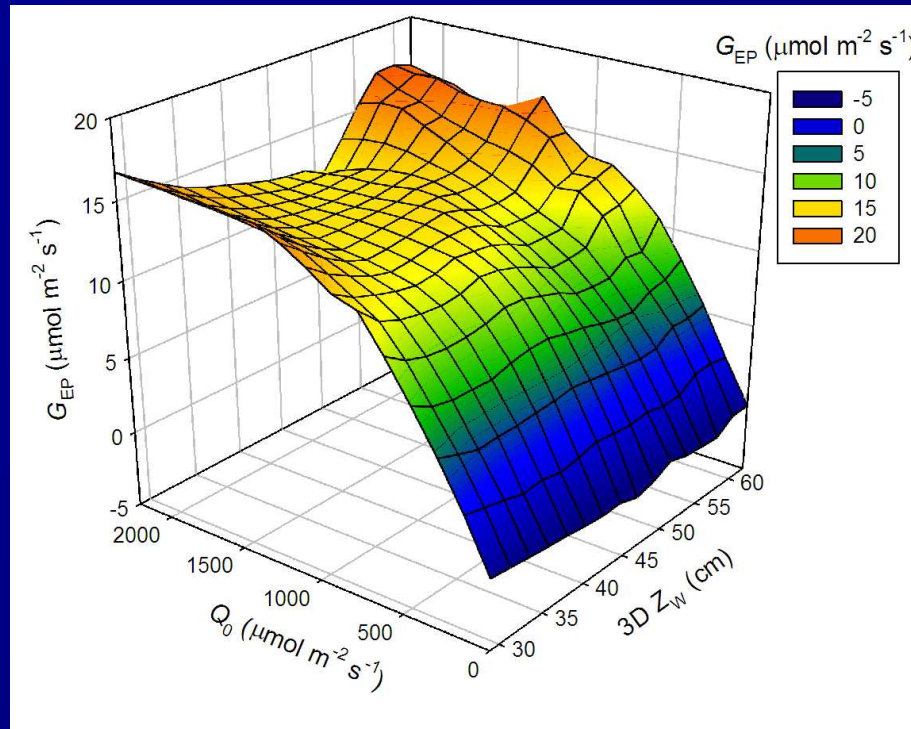


Bucket:  $R_{\text{het}}$  is insensitive to temperature at water table depths less than 23 cm

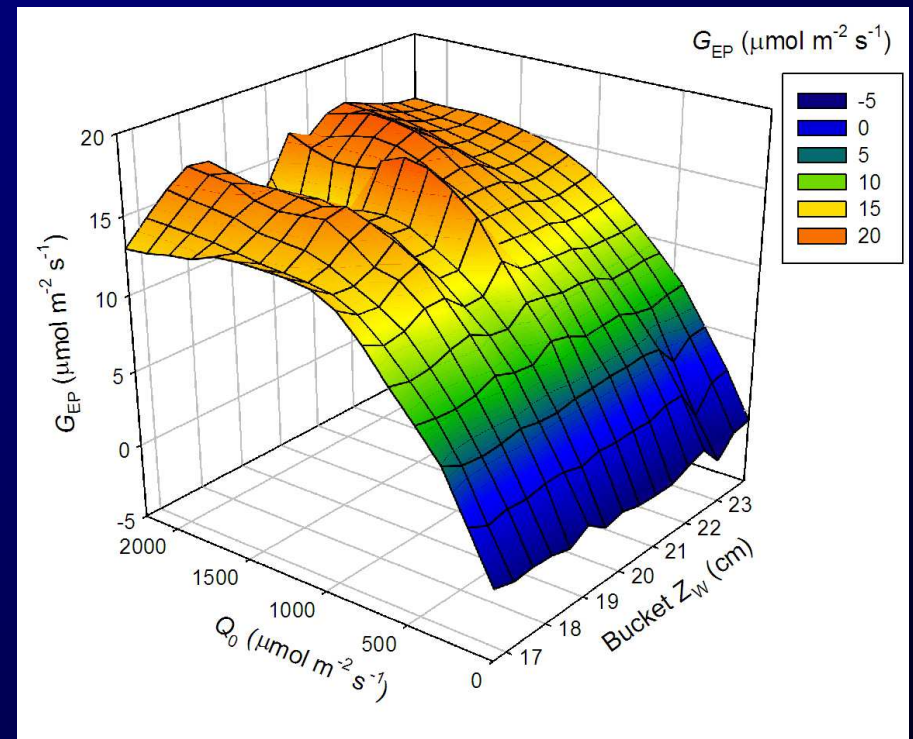
3D:  $R_{\text{het}}$  is sensitive to temperature at all water table depths 35 cm or greater



# Model structure diagnosis: Effects on gross ecosystem production



$G_{EP}$  shows little to no change in sensitivity to light as water table changes



# Conclusions

Changes in water table produced:

- statistically significant responses by  $E_T$
- statistically insignificant (but relatively large) short-term responses by  $N_{EE}$

Lateral subsurface flow is critical to predicting wetland  $E_T$  at all timescales,  $N_{EE}$  at short timescales

Key for climate or land use changes:

- rapid response of  $R_{het}$  (microbes)
- slow response of  $G_{EP}$  (plants)



# Acknowledgements

Sudeep Samanta (Woods Hole Research Center)

Bruce Cook (NASA Goddard)

U.S. Department of Energy National Institute for Climate  
Change Research

National Science Foundation, Hydrologic Sciences

Contact: [dsmackay@buffalo.edu](mailto:dsmackay@buffalo.edu)

